2 Numbers Upto One Thousand

Representing Numbers on the Abacus

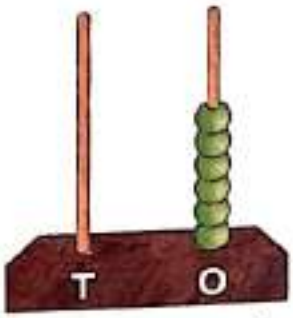

6 ones = 6

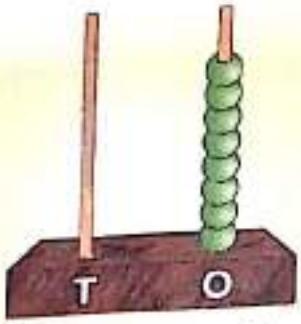

8 ones = 8

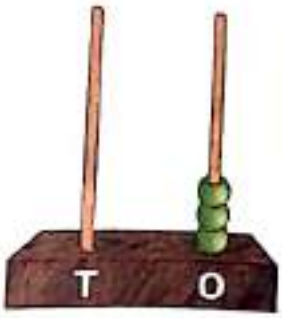

3 ones = 3

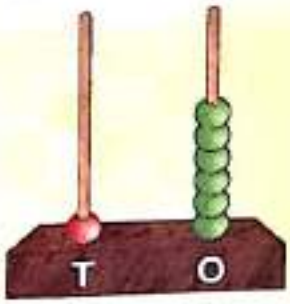

1 ten, 6 ones = 16

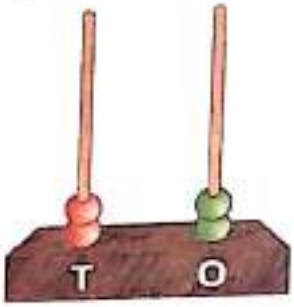

2 tens, 2 ones = 22

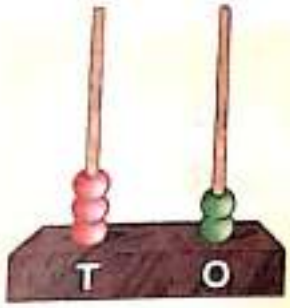

3 tens, 2 ones = 32

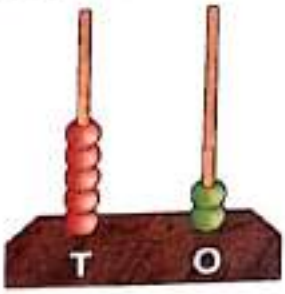

5 tens, 2 ones = 52

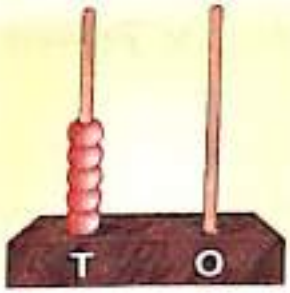

5 tens, 0 one = 50



7 tens, 8 ones = 78

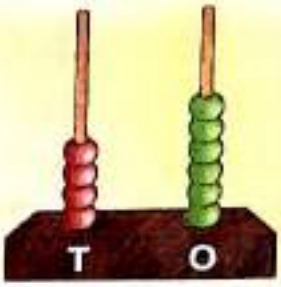

4 tens, 6 ones = 46



9 tens, 8 ones = 98

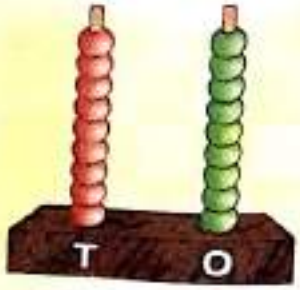

9 tens, 9 ones = 99

Count the beads and fill in the boxes :

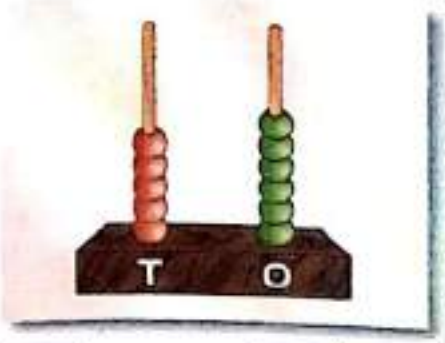

5 tens and 6 ones

= 56

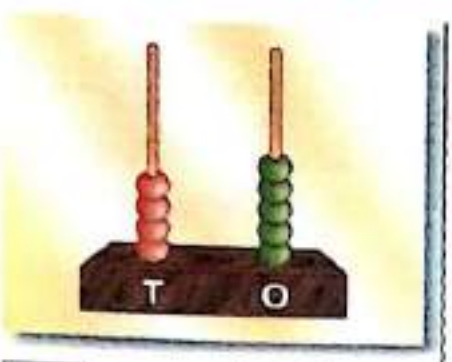

tens and ones

=

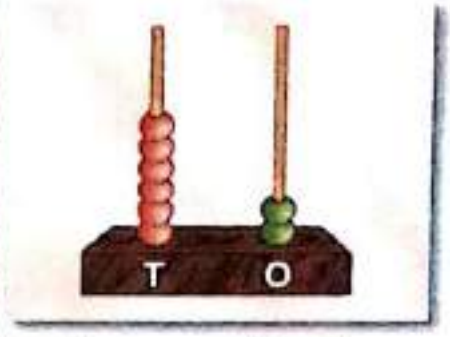

tens and ones

=

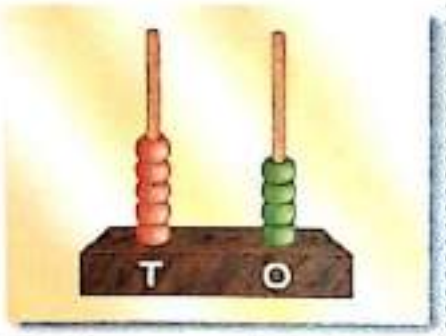

tens and ones

=

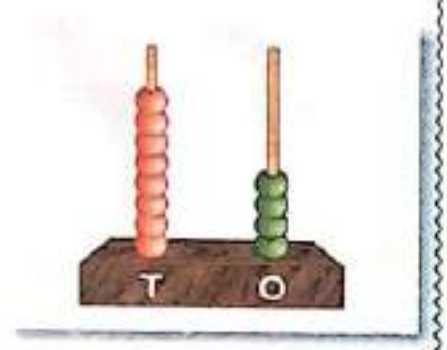

tens and ones

=

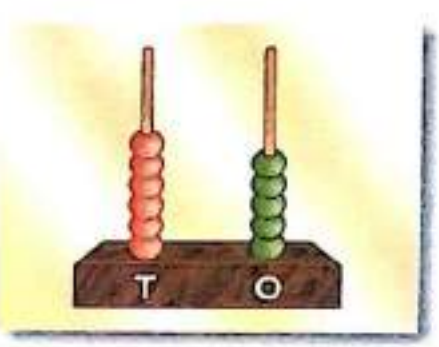

tens and ones

=



tens and ones

=

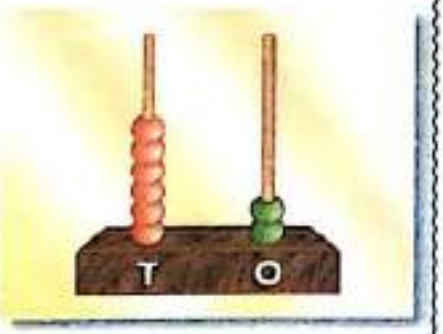

tens and ones

=



tens and ones

=

Place Value

Let us consider the number 25.

In the numeral 25, 2 and 5 are called digits.

2	5

5 → stands for ➡ 5 ones

2 → stands for ➡ 2 tens

The place value of 5 = face value × its place
= 5 × ones = 5 × 1 = 5

The place value of 2 = face value × its place
= 2 × tens = 2 × 10 = 20

REPRESENTING 1-DIGIT NUMBERS

Consider the number 5.

In the numeral 5, 5 is called a digit.

5 → stands for ➡ 5 ones

REPRESENTING 2-DIGIT NUMBERS

Consider the number 46.



4	6

6 → stands for ➡ 6 ones

4 → stands for ➡ 4 tens

46 = 4 tens and 6 ones
= 4 tens + 6 ones
= 4 × 10 + 6 × 1
= 40 + 6 = 46

Expanded Form

In the numeral 46, | 4 | 6 |

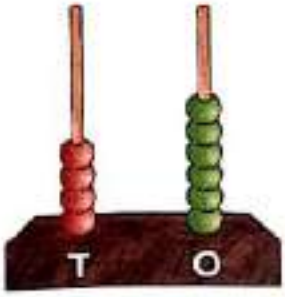

→ place value of 6 = 6 ones or **6**

→ place value of 4 = 4 tens or **40**

46 can be written as

4 tens + 6 ones

or **40** + **6**

To express a number as a sum of place values of its digits is called expanded form.

Fill in the blanks :

22 = 2 tens + 2 ones
34 = ... + ...
46 = ... + ...
66 = ... + ...
28 = ... + ...
30 = ... + ...
62 = ... + ...
70 = ... + ...
36 = ... + ...
42 = ... + ...
88 = ... + ...
69 = ... + ...
92 = ... + ...
57 = ... + ...

26 = 2 tens + 6 ones
76 = ... tens + ... ones
85 = ... tens + ... ones
35 = ... tens + ... ones
29 = ... tens + ... ones
58 = ... tens + ... ones
25 = ... tens + ... ones
48 = ... tens + ... ones
37 = ... tens + ... ones
72 = ... tens + ... ones
68 = ... tens + ... ones
96 = ... tens + ... ones
84 = ... tens + ... ones
99 = ... tens + ... ones

Place-Value Chart

Read the following place-value chart :

	Place-value Chart	
	Tens (T)	Ones (O)
64 ➡	6	4
78 ➡	7	8
92 ➡	9	2

Write the digits in the place-value chart :

	Place-value Chart	
	Tens (T)	Ones (O)
62 ➡	6	2
32 ➡		
40 ➡		
52 ➡		
26 ➡		
85 ➡		
67 ➡		
49 ➡		

Write the numerals formed by the digits :

Place-value Chart		
Tens (T)	Ones (O)	
9	2	➡ 92
3	7	➡
5	6	➡
8	4	➡
7	8	➡
1	7	➡
6	4	➡
8	9	➡

Counting of Hundreds

One hundred

1	0	0

Two hundred

2	0	0

Three hundred

3	0	0



Four hundred

4	0	0



Five hundred

5	0	0



Six hundred

6	0	0



Seven hundred

7	0	0



Eight hundred

8	0	0



Nine hundred

9	0	0

Now, count the hundreds on number line.

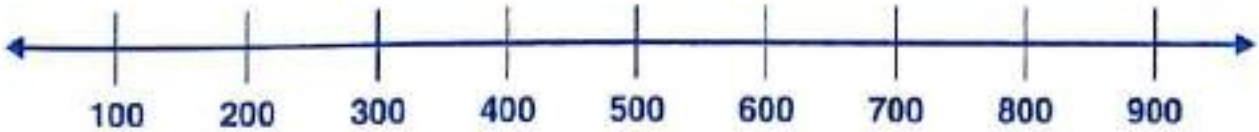

Numbers upto Two Hundreds

1 hundred, 0 ten and 1 one

One hundred one **101**

1 hundred, 0 ten and 2 ones

One hundred two **102**



1 hundred, 0 ten and 3 ones

One hundred three **103**

1 hundred, 0 ten and 4 ones

One hundred four **104**

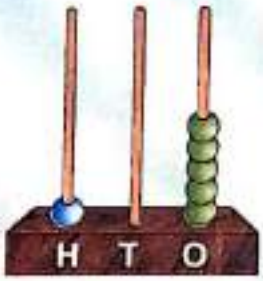

1 hundred, 0 ten and 5 ones

One hundred five **105**

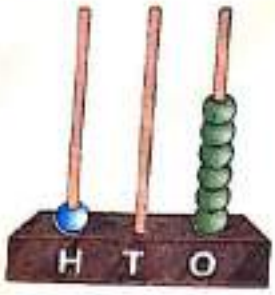

1 hundred, 0 ten and 6 ones

One hundred six **106**

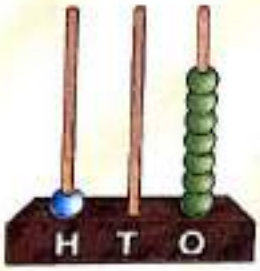

1 hundred, 0 ten and 7 ones

One hundred seven **107**



1 hundred, 0 ten and 8 ones

One hundred eight **108**

Numbers upto Three Hundreds



2 hundreds, 1 ten and 0 one

Two hundred ten **210**



2 hundreds, 2 tens and 0 one

Two hundred twenty **220**



2 hundreds, 3 tens and 0 one

Two hundred thirty **230**



2 hundreds, 4 tens and 0 one

Two hundred forty **240**



2 hundreds, 5 tens and 0 one

Two hundred fifty **250**



2 hundreds, 6 tens and 0 one

Two hundred sixty **260**

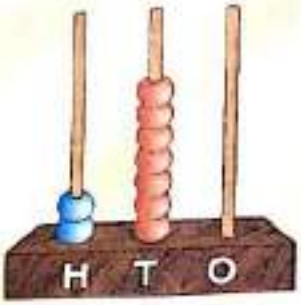

2 hundreds, 7 tens and 0 one

Two hundred seventy **270**



2 hundreds, 8 tens and 0 one

Two hundred eighty **280**



2 hundreds, 9 tens and 0 one

Two hundred ninety **290**

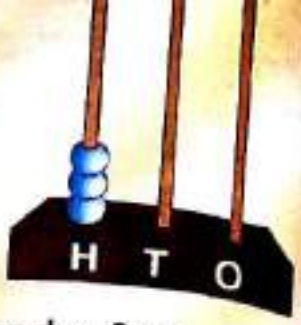

3 hundreds, 0 ten and 0 one

Three hundred **300**

Read the numerals from 201 to 300.

201	202	203	204	205	206	207	208	209	210
211	212	213	214	215	216	217	218	219	220
221	222	223	224	225	226	227	228	229	230
231	232	233	234	235	236	237	238	239	240
241	242	243	244	245	246	247	248	249	250
251	252	253	254	255	256	257	258	259	260
261	262	263	264	265	266	267	268	269	270
271	272	273	274	275	276	277	278	279	280
281	282	283	284	285	286	287	288	289	290
291	292	293	294	295	296	297	298	299	300

Thus, we have read the numbers upto 300.

The process of reading the numbers upto one thousand goes on as follows :

- Numbers from **301** to **400**
- Numbers from **401** to **500**
- Numbers from **501** to **600**
- Numbers from **601** to **700**
- Numbers from **701** to **800**
- Numbers from **801** to **900**
- Numbers from **901** to **1000**

Write the numbers in order :

301	302								310
311									
321									
331									
341				345					
351									
361									
371									
381									
391									400

Complete the table :

301	304	307	310	313					
311	314	317	320						
381	384	387							

One Thousand



9 hundreds, 9 tens and 9 ones

900 + 90 + 9

999

Nine hundred ninety-nine



1 thousand, 0 hundred, 0 ten and 0 one

1000 + 0 + 0 + 0

1000

One Thousand

999 and 1 more make One Thousand

999 + 1 = 1000

---

10 ones

One ten

10



10 tens

One hundred

100



10 hundreds

One thousand

1000

Match the following :

Six hundred seventy	471
Four hundred eighty-nine	279
Seven hundred seventy-five	513
Nine hundred twenty-six	489
Eight hundred sixty-five	670
Four hundred seventy-one	769
Five hundred thirteen	775
Seven hundred sixty-nine	926
Two hundred seventy-nine	865

Write the following numbers in figures :

Four hundred fifty-one	451
Six hundred twenty-six	
Two hundred thirteen	
One hundred forty	
Nine hundred thirty-six	
Eight hundred seventy-two	
Six hundred twelve	
Seven hundred ninety-eight	
Nine hundred thirteen	

Write Yes or No :

1. Four hundred ninety is written as 409.
2. Six hundred twenty-five is written 625.
3. 999 is written as nine hundred nine hundred.
4. Eight hundred sixty is written as 860.

Write the following numbers in figures :

Three hundred eighty-six 386

Four hundred fifty

Five hundred twenty-nine

Seven hundred eighty-two

Six hundred sixteen

Eight hundred forty-six

Six hundred twenty

Eight hundred sixty-four

Seven hundred seventy-nine

Fill in the boxes :

278	=	2	hundreds +	7	tens +	8	ones
346	=		hundreds +		tens +		ones
203	=		hundreds +		ten +		ones
460	=		hundreds +		tens +		one
527	=		hundreds +		tens +		ones
712	=		hundreds +		ten +		ones
342	=		hundreds +		tens +		ones
723	=		hundreds +		tens +		ones
811	=		hundreds +		ten +		one
200	=		hundreds +		ten +		one

Mental Maths

1. A number is 186. Is it the numeral or the number name ? numeral
2. A number is five hundred eighty-five. Is it the numeral or the number name ? _____
3. Fill in the boxes :
   205 = 200 + ☐ + ☐
   550 = 500 + ☐ + ☐
4. Fill in the boxes :
   128 = ☐ tens + ☐ ones
   512 = ☐ tens + ☐ ones